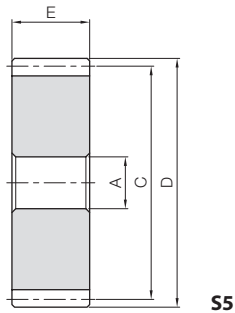


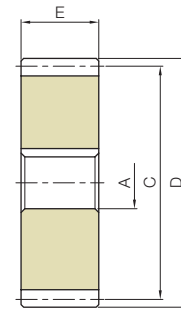


Specifications	
Precision grade	JIS grade N8 (JIS B1702-1: 1998)
Gear teeth	Standard full depth
Pressure angle	20°
Material	S45C
Heat treatment	—
Tooth hardness	(less than 194HB)
Surface treatment	Black oxide coating



S5

J Series



S5K



To order Hardened Plus, please specify **Catalog No. + H**. Example: **SSA1-20H**

Catalog Number	Module	No. of teeth	Shape	Bore	Pitch dia.	Outside dia.	Face width	Allowable torque				Backlash (mm)	Weight (kg)		
								Bending strength		Surface durability					
								N·m	kgf·m	N·m	kgf·m				
SSA1-20	m1	20	S5	8	20	22	10	5.75	0.59	0.33	0.033	1.59	0.16	0.08~0.18	0.021
SSA1-24		24			26	7.47		0.76	0.49	0.050	2.36	0.24			
SSA1-25		25			27	7.91		0.81	0.54	0.055	2.57	0.26			
SSA1-28		28			30	9.24		0.94	0.68	0.070	3.25	0.33			
SSA1-30		30			32	10.1		1.03	0.79	0.081	3.74	0.38			
SSA1-32		32			34	11.1		1.13	0.90	0.092	4.27	0.44			
SSA1-35		35			37	12.4		1.27	1.09	0.11	5.13	0.52			
SSA1-36		36			38	12.9		1.31	1.16	0.12	5.44	0.55			
SSA1-40		40			42	14.7		1.50	1.45	0.15	6.76	0.69			
SSA1-45		45			47	17.1		1.74	1.86	0.19	8.62	0.88			
SSA1-48		48			50	18.5		1.89	2.13	0.22	9.84	1.00			
SSA1-50		50			52	19.5		1.98	2.32	0.24	10.7	1.09			
SSA1-55	55	57	21.8	2.23	2.83	0.29	13.0	1.33							
SSA1-56	56	58	22.3	2.28	2.94	0.30	13.5	1.38							
SSA1-60	60	62	24.2	2.47	3.40	0.35	15.6	1.59							
SSA1-70	70	72	29.1	2.96	4.70	0.48	21.4	2.18							
SSA1-80	80	82	33.9	3.46	6.23	0.63	28.1	2.87							
SSA1-100	100	102	43.7	4.45	9.97	1.02	44.4	4.53							
SSA1-120	120	122	53.5	5.45	14.7	1.50	64.4	6.57							
SSA1.5-20	m1.5	20	S5	10	30	33	15	19.4	1.98	1.15	0.12	5.47	0.56	0.10~0.22	0.074
SSA1.5-24		24			36	25.2		2.57	1.73	0.18	8.12	0.83			
SSA1.5-25		25			37.5	26.7		2.72	1.90	0.19	8.87	0.90			
SSA1.5-28		28			42	31.2		3.18	2.41	0.25	11.2	1.14			
SSA1.5-30		30			45	34.2		3.49	2.79	0.28	12.9	1.32			
SSA1.5-32		32			48	37.3		3.80	3.19	0.33	14.8	1.51			
SSA1.5-35		35			52.5	41.9		4.28	3.85	0.39	17.8	1.81			
SSA1.5-36		36			54	43.5		4.43	4.09	0.42	18.8	1.92			
SSA1.5-40		40			60	49.8		5.07	5.10	0.52	23.4	2.38			
SSA1.5-45		45			67.5	57.7		5.88	6.53	0.67	29.8	3.03			
SSA1.5-48		48			72	62.4		6.37	7.47	0.76	34.0	3.46			
SSA1.5-50		50			75	65.7		6.69	8.15	0.83	36.9	3.77			
SSA1.5-55	55	82.5	73.7	7.51	9.96	1.02	44.9	4.58							
SSA1.5-56	56	84	75.3	7.68	10.4	1.06	46.6	4.75							
SSA1.5-60	60	90	81.8	8.34	12.0	1.22	53.7	5.47							
SSA1.5-70	70	105	98.0	10.0	16.6	1.69	73.6	7.50							
SSA1.5-80	80	120	114	11.7	22.0	2.24	96.7	9.86							
SSA1.5-100	100	150	147	15.0	35.5	3.62	152	15.5							

To order J Series products, please specify: **Catalog No. + J + BORE**. Example: **SSA1-20J8**

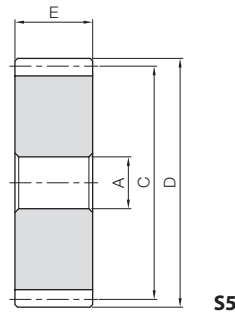
Bore H7	* The product shapes of J Series items are identified by background color.																		
	8	10	12	14	15	16	17	18	19	20	22	25	28	30	32	35	40	45	50
Keyway JS9	3x1.4	4x1.8			5x2.3				6x2.8										
Screw size																			
Catalog Number	—																		
SSA1-20 J BORE	* S5K																		
SSA1-24 J BORE	* S5K	S5K																	
SSA1-25 J BORE	* S5K	S5K																	
SSA1-28 J BORE	* S5K	S5K	S5K																
SSA1-30 J BORE	* S5K	S5K	S5K																
SSA1-32 J BORE	* S5K	S5K	S5K	S5K															
SSA1-35 J BORE	* S5K	S5K	S5K	S5K	S5K	S5K													
SSA1-36 J BORE	* S5K	S5K	S5K	S5K	S5K	S5K													
SSA1-40 J BORE	* S5K	S5K	S5K	S5K	S5K	S5K	S5K	S5K											
SSA1-45 J BORE	* S5K	S5K	S5K	S5K	S5K	S5K	S5K	S5K	S5K	S5K									
SSA1-48 J BORE	* S5K	S5K	S5K	S5K	S5K	S5K	S5K	S5K	S5K	S5K	S5K								
SSA1-50 J BORE	* S5K	S5K	S5K	S5K	S5K	S5K	S5K	S5K	S5K	S5K	S5K	S5K							
SSA1-55 J BORE	* S5K	S5K	S5K	S5K	S5K	S5K	S5K	S5K	S5K	S5K	S5K	S5K	S5K						
SSA1-56 J BORE	* S5K	S5K	S5K	S5K	S5K	S5K	S5K	S5K	S5K	S5K	S5K	S5K	S5K	S5K					
SSA1-60 J BORE	* S5K	S5K	S5K	S5K	S5K	S5K	S5K	S5K	S5K	S5K	S5K	S5K	S5K	S5K	S5K				
SSA1-70 J BORE	* S5K	S5K	S5K	S5K	S5K	S5K	S5K	S5K	S5K	S5K	S5K	S5K	S5K	S5K	S5K	S5K			
SSA1-80 J BORE	* S5K	S5K	S5K	S5K	S5K	S5K	S5K	S5K	S5K	S5K	S5K	S5K	S5K	S5K	S5K	S5K	S5K		
SSA1-100 J BORE	* S5K	S5K	S5K	S5K	S5K	S5K	S5K	S5K	S5K	S5K	S5K	S5K	S5K	S5K	S5K	S5K	S5K	S5K	
SSA1-120 J BORE	* S5K	S5K	S5K	S5K	S5K	S5K	S5K	S5K	S5K	S5K	S5K	S5K	S5K	S5K	S5K	S5K	S5K	S5K	S5K
SSA1.5-20 J BORE	* S5K	S5K																	
SSA1.5-24 J BORE	* S5K	S5K	S5K	S5K	S5K														
SSA1.5-25 J BORE	* S5K	S5K	S5K	S5K	S5K														
SSA1.5-28 J BORE	* S5K	S5K	S5K	S5K	S5K	S5K	S5K	S5K											
SSA1.5-30 J BORE	* S5K	S5K	S5K	S5K	S5K	S5K	S5K	S5K	S5K										
SSA1.5-32 J BORE	* S5K	S5K	S5K	S5K	S5K	S5K	S5K	S5K	S5K	S5K									
SSA1.5-35 J BORE	* S5K	S5K	S5K	S5K	S5K	S5K	S5K	S5K	S5K	S5K	S5K								
SSA1.5-36 J BORE	* S5K	S5K	S5K	S5K	S5K	S5K	S5K	S5K	S5K	S5K	S5K	S5K							
SSA1.5-40 J BORE					* S5K	S5K	S5K	S5K	S5K	S5K	S5K	S5K	S5K	S5K					
SSA1.5-45 J BORE					* S5K	S5K	S5K	S5K	S5K	S5K	S5K	S5K	S5K	S5K	S5K				
SSA1.5-48 J BORE					* S5K	S5K	S5K	S5K	S5K	S5K	S5K	S5K	S5K	S5K	S5K	S5K			
SSA1.5-50 J BORE					* S5K	S5K	S5K	S5K	S5K	S5K	S5K	S5K	S5K	S5K	S5K	S5K	S5K		
SSA1.5-55 J BORE					* S5K	S5K	S5K	S5K	S5K	S5K	S5K	S5K	S5K	S5K	S5K	S5K	S5K	S5K	
SSA1.5-56 J BORE					* S5K	S5K	S5K	S5K	S5K	S5K	S5K	S5K	S5K	S5K	S5K	S5K	S5K	S5K	S5K
SSA1.5-60 J BORE					* S5K	S5K	S5K	S5K	S5K	S5K	S5K	S5K	S5K	S5K	S5K	S5K	S5K	S5K	S5K
SSA1.5-70 J BORE					* S5K	S5K	S5K	S5K	S5K	S5K	S5K	S5K	S5K	S5K	S5K	S5K	S5K	S5K	S5K
SSA1.5-80 J BORE					* S5K	S5K	S5K	S5K	S5K	S5K	S5K	S5K	S5K	S5K	S5K	S5K	S5K	S5K	S5K
SSA1.5-100 J BORE					* S5K	S5K	S5K	S5K	S5K	S5K	S5K	S5K	S5K	S5K	S5K	S5K	S5K	S5K	S5K

To order J Series Hardened Plus products, please specify: **Catalog No. + H + J + BORE**. Example: **SSA1-24HJ10**

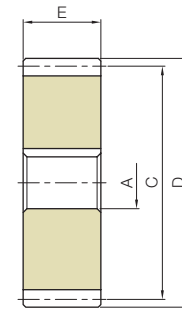
\*\*\* is a product with the original bore diameter, so Hardened Plus is not available. See Page 22 for more details on Hardened Plus.



Specifications	
Precision grade	JIS grade N8 (JIS B1702-1: 1998)
Gear teeth	Standard full depth
Pressure angle	20°
Material	S45C
Heat treatment	—
Tooth hardness	(less than 194HB)
Surface treatment	Black oxide coating



S5



S5K



To order Hardened Plus, please specify **Catalog No. + H**. Example: **SSA2-15H**

Catalog Number	Module	No. of teeth	Shape	Bore	Pitch dia.	Outside dia.	Face width	Allowable torque				Backlash (mm)	Weight (kg)									
								Bending strength		Surface durability												
								N-m	kgf-m	N-m	kgf-m											
SSA2-15	m2	15	S5	10	30	34	20	29.6	3.01	1.48	0.15	7.01	0.71	0.12~0.26	0.099							
SSA2-18		18						36	40	39.3	4.01	2.23	0.23			10.5	1.07					
SSA2-20		20						12	40	44	46.0	4.69	2.83			0.29	13.2	1.34				
SSA2-24		24							48	52	59.8	6.09	4.24			0.43	19.6	2.00				
SSA2-25		25						50	54	63.3	6.45	4.64	0.47			21.4	2.18					
SSA2-28		28						15	20	56	60	73.9	7.54			5.89	0.60	27.0	2.76	0.12~0.26	0.36	
SSA2-30		30								60	64	81.1	8.27			6.80	0.69	31.2	3.18			
SSA2-32		32								64	68	88.4	9.01			7.78	0.79	35.6	3.63			
SSA2-35		35								70	74	99.3	10.1			9.39	0.96	42.8	4.36			
SSA2-36		36								72	76	103	10.5			9.96	1.02	45.3	4.62			
SSA2-40	40	80	84	118	12.0	12.5	1.27			56.2	5.73											
SSA2-45	45	90	94	137	13.9	16.0	1.63			71.6	7.30											
SSA2-48	48	96	100	148	15.1	18.3	1.87			81.7	8.33											
SSA2-50	50	100	104	156	15.9	19.9	2.03			88.8	9.05											
SSA2-55	55	110	114	175	17.8	24.4	2.48			108	11.0											
SSA2-56	56	18	25	112	116	179	18.2	25.3	2.58	112	11.4	0.14~0.28	1.51									
SSA2-60	60			120	124	194	19.8	29.3	2.99	129	13.1											
SSA2-70	70			140	144	232	23.7	40.8	4.16	177	18.0											
SSA2-80	80			160	164	271	27.7	54.3	5.53	232	23.6											
SSA2-100	100			200	204	291	29.7	72.7	7.42	288	29.3											
SSA2.5-15	m2.5			15	S5	12	37.5	42.5	25	57.7	5.89			2.96	0.30	13.9	1.41	0.14~0.28	0.19			
SSA2.5-18				18						45	50			76.7	7.82	4.47	0.46			20.7	2.11	
SSA2.5-20				20						15	50			55	89.8	9.16	5.66			0.58	26.1	2.66
SSA2.5-24				24							60			65	117	11.9	8.47			0.86	38.8	3.95
SSA2.5-25				25						62.5	67.5			124	12.6	9.26	0.94			42.3	4.32	
SSA2.5-28		28	18	25						70	75	144	14.7	11.7	1.20	53.4	5.45			0.14~0.28	0.71	
SSA2.5-30		30								75	80	159	16.2	13.6	1.39	61.6	6.28					
SSA2.5-32		32								80	85	173	17.6	15.6	1.59	70.3	7.17					
SSA2.5-35		35								87.5	92.5	194	19.8	18.8	1.92	84.4	8.61					
SSA2.5-36		36								90	95	201	20.5	20.0	2.04	89.5	9.12					
SSA2.5-40	40	100			105	230	23.5	24.9	2.54	111	11.3											
SSA2.5-45	45	112.5			117.5	267	27.2	31.9	3.26	141	14.4											
SSA2.5-48	48	120			125	289	29.5	36.7	3.74	161	16.4											
SSA2.5-50	50	125			130	304	31.0	40.0	4.08	175	17.9											
SSA2.5-55	55	137.5			142.5	341	34.8	49.1	5.01	213	21.7											
SSA2.5-56	56	22	25	140	145	349	35.6	51.0	5.20	221	22.5	0.14~0.28	2.95									
SSA2.5-60	60			150	155	379	38.6	59.1	6.03	254	25.9											
SSA2.5-70	70			175	180	454	46.3	82.1	8.37	348	35.5											
SSA2.5-80	80			200	205	441	45.0	90.9	9.27	359	36.7											

To order J Series products, please specify: **Catalog No. + J + BORE**. Example: **SSA2-15J10**

Bore H7	* The product shapes of J Series items are identified by background color.																			
	10	12	14	15	16	17	18	19	20	22	25	28	30	32	35	40	45	50		
Keyway Js9	4x1.8		5x2.3				6x2.8				8x3.3				10x3.3		12x3.3		14x3.8	
Screw size	4x1.8		5x2.3				6x2.8				8x3.3				10x3.3		12x3.3		14x3.8	
Catalog Number	—																			
SSA2-15 J BORE	* S5K	S5K																		
SSA2-18 J BORE	* S5K	S5K	S5K	S5K																
SSA2-20 J BORE		* S5K	S5K	S5K	S5K	S5K														
SSA2-24 J BORE			* S5K	S5K	S5K	S5K	S5K	S5K												
SSA2-25 J BORE				* S5K	S5K	S5K	S5K	S5K	S5K	S5K										
SSA2-28 J BORE					* S5K	S5K	S5K	S5K	S5K	S5K	S5K									
SSA2-30 J BORE						* S5K	S5K	S5K	S5K	S5K	S5K	S5K								
SSA2-32 J BORE							* S5K	S5K	S5K	S5K	S5K	S5K	S5K							
SSA2-35 J BORE								* S5K	S5K	S5K	S5K	S5K	S5K	S5K						
SSA2-36 J BORE									* S5K	S5K	S5K	S5K	S5K	S5K	S5K					
SSA2-40 J BORE											* S5K	S5K	S5K	S5K	S5K	S5K				
SSA2-45 J BORE												* S5K	S5K	S5K	S5K	S5K	S5K			
SSA2-48 J BORE													* S5K	S5K	S5K	S5K	S5K	S5K		
SSA2-50 J BORE														* S5K	S5K	S5K	S5K	S5K		
SSA2-55 J BORE															* S5K	S5K	S5K	S5K		
SSA2-56 J BORE																* S5K	S5K	S5K		
SSA2-60 J BORE																	* S5K	S5K		
SSA2-70 J BORE																		* S5K		
SSA2-80 J BORE																				
SSA2-100 J BORE																				
SSA2.5-15J BORE			* S5K	S5K	S5K															
SSA2.5-18J BORE			* S5K	S5K	S5K	S5K	S5K													
SSA2.5-20 J BORE				* S5K	S5K	S5K	S5K	S5K	S5K											
SSA2.5-24 J BORE					* S5K	S5K	S5K	S5K	S5K	S5K										
SSA2.5-25 J BORE						* S5K	S5K	S5K	S5K	S5K	S5K									
SSA2.5-28 J BORE								* S5K	S5K	S5K	S5K	S5K	S5K							
SSA2.5-30 J BORE									* S5K	S5K	S5K	S5K	S5K	S5K						
SSA2.5-32 J BORE										* S5K	S5K	S5K	S5K	S5K	S5K					
SSA2.5-35 J BORE											* S5K	S5K	S5K	S5K	S5K	S5K				
SSA2.5-36 J BORE												* S5K	S5K	S5K	S5K	S5K	S5K			
SSA2.5-40 J BORE													* S5K	S5K	S5K	S5K	S5K	S5K		
SSA2.5-45 J BORE														* S5K	S5K	S5K	S5K	S5K		
SSA2.5-48 J BORE															* S5K	S5K	S5K	S5K		
SSA2.5-50 J BORE																* S5K	S5K	S5K		
SSA2.5-55 J BORE																	* S5K	S5K		
SSA2.5-56 J BORE																		* S5K		
SSA2.5-60 J BORE																				
SSA2.5-70 J BORE																				
SSA2.5-80 J BORE																				

To order J Series Hardened Plus products, please specify: **Catalog No. + H + J + BORE**. Example: **SSA2-15HJ12**

\*\*\* is a product with the original bore diameter, so Hardened Plus is not available. See Page 22 for more details on Hardened Plus.



