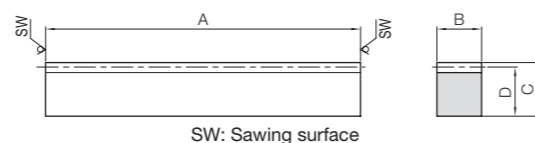


Specifications	
Precision grade	KHK R 001 Grade 4 *
Gear teeth	Standard full depth
Pressure angle	20°
Material	S45C
Heat treatment	—
Tooth hardness	(less than HB210)
Surface treatment	Black oxide coating

* The precision grade of J Series products is equivalent to the value shown in the table.



R1

Catalog Number	Pitch mm (Module)	Effective number of teeth	Shape	Total Length				Allowable force (N)		Allowable force (kgf)		Backlash (mm)	Weight (kg)
				A	B	C	D	Bending strength	Surface durability	Bending strength	Surface durability		
SRCP2.5-100	CP2.5 (0.7958)	38	R1	98	10	12	11.2	763	143	77.8	14.5	0.00~0.14	0.086
SRCP5-100	CP5 (1.5915)	18		98	15	20	18.41	2290	468	233	47.7	0.09~0.25	0.21
SRCP10-100	CP10 (3.1831)	8		98	30	35	31.82	9150	1870	933	191	0.14~0.35	0.73
SRCP15-100	CP15 (4.7746)	5		103	50	50	45.23	22900	4530	2330	462	0.20~0.47	1.83
SRCP20-100	CP20 (6.3662)	3		98	60	60	53.63	36600	7480	3730	763	0.22~0.54	2.48

Catalog Number	Pitch mm (Module)	No. of teeth	Shape	Total Length				Allowable force (N)		Allowable force (kgf)		Backlash (mm)	Weight (kg)
				A	B	C	D	Bending strength	Surface durability	Bending strength	Surface durability		
SRCPF2.5-500	CP2.5 (0.7958)	200	RF	500	10	12	11.2	763	143	77.8	14.5	0.00~0.14	0.44
SRCPF2.5-1000		400		1000	10	12	11.2	763	143	77.8	14.5	0.00~0.14	0.88
SRCPF5-500	CP5 (1.5915)	100		500	15	20	18.41	2290	468	233	47.7	0.09~0.25	1.08
SRCPF5-1000		200		1000	15	20	18.41	2290	468	233	47.7	0.09~0.25	2.17
SRCPF5-1500		300		1500	15	20	18.41	2290	468	233	47.7	0.09~0.25	3.25
SRCPF5-2000		410		2050	15	20	18.41	2290	468	233	47.7	0.09~0.25	4.44
SRCPF10-500	CP10 (3.1831)	50		500	30	35	31.82	9150	1870	933	191	0.14~0.35	3.75
SRCPF10-1000		100		1000	30	35	31.82	9150	1870	933	191	0.14~0.35	7.49
SRCPF10-1500		150		1500	30	35	31.82	9150	1870	933	191	0.14~0.35	11.2
SRCPF10-2000		205		2050	30	35	31.82	9150	1870	933	191	0.14~0.35	15.4
SRCPF15-500	CP15 (4.7746)	33	495	50	50	45.23	22900	4530	2330	462	0.20~0.47	8.79	
SRCPF15-1000		67	1005	50	50	45.23	22900	4530	2330	462	0.20~0.47	17.8	
SRCPF15-1500		100	1500	50	50	45.23	22900	4530	2330	462	0.20~0.47	26.6	
SRCPF15-2000		136	2040	50	50	45.23	22900	4530	2330	462	0.20~0.47	36.2	
SRCPF20-500	CP20 (6.3662)	25	500	60	60	53.63	36600	7480	3730	763	0.22~0.54	12.6	
SRCPF20-1000		50	1000	60	60	53.63	36600	7480	3730	763	0.22~0.54	25.3	
SRCPF20-1500		75	1500	60	60	53.63	36600	7480	3730	763	0.22~0.54	37.9	
SRCPF20-2000		102	2040	60	60	53.63	36600	7480	3730	763	0.22~0.54	51.5	

Catalog Number	Pitch mm (Module)	No. of teeth	Shape	Total Length	Face width		Height	Height to pitch line	Mounting hole dimensions				
					A	B			E	F	G	No. of holes	Screw size
● SRCPFK2.5-500J	CP2.5 (0.7958)	200	RA	500	10	12	11.2	5	25	150	4	M4	
● SRCPFD5-500J	CP5 (1.5915)	100	RD	500	15	20	18.41	8	25	150	4	M5	
● SRCPFD5-1000		200		50					180	6			
● SRCPFD5-1500		300		30					180	9			
● SRCPFD5-2000		410		35					180	12			
● SRCPFD10-500J	CP10 (3.1831)	50		500	30	35	31.82	14	25	150	4	M10	
● SRCPFD10-1000		100		50					180	6			
● SRCPFD10-1500		150		30					180	9			
● SRCPFD10-2000		205		35					180	12			
● SRCPFD15-500J	CP15 (4.7746)	33		495	50	50	45.23	20	27.5	220	3	M14	
● SRCPFD15-1000		67		1005					62.5	220	5		
● SRCPFD15-1500		100	1500	90					220	7			
● SRCPFD15-2000		136	2040	30					220	10			
● SRCPFD20-500J	CP20 (6.3662)	25	500	60	60	53.63	23	30	220	3	M16		
● SRCPFD20-1000		50	1000					60	220	5			
● SRCPFD20-1500		75	1500					90	220	7			
● SRCPFD20-2000		102	2040					30	220	10			

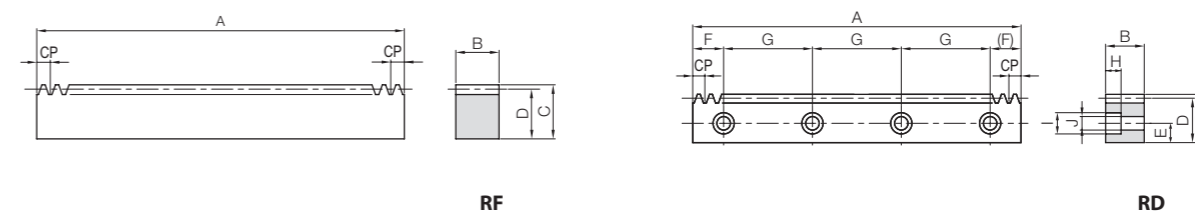
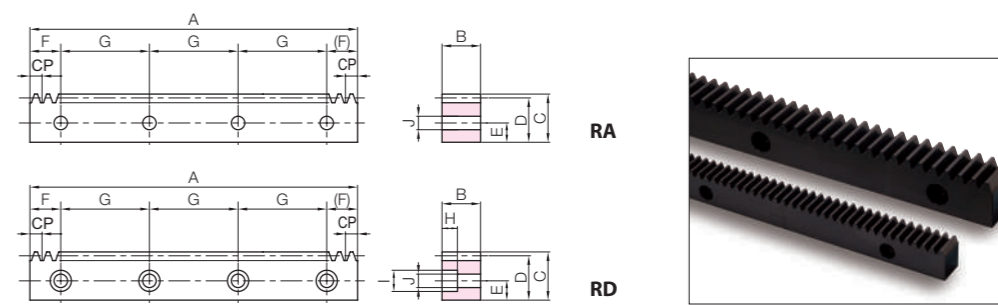
Recommended Mating Pinions



SSCP

Please see Page 290 for more details.

J Series



Counterbore dimensions			Allowable force (N)		Allowable force (kgf)		Backlash (mm)	Weight (kg)	Catalog Number
H	I	J	Bending strength	Surface durability	Bending strength	Surface durability			
-	-	4.5	763	143	77.8	14.5	0.00~0.14	0.43	● SRCPFK2.5-500J
6	10	6	2290	468	233	47.7	0.09~0.25	1.06 2.13 3.20 4.38	● SRCPFD5-500J ● SRCPFD5-1000 ● SRCPFD5-1500 ● SRCPFD5-2000
10.8	17.5	11	9150	1870	933	191	0.14~0.35	3.61 7.29 10.9 14.9	● SRCPFD10-500J ● SRCPFD10-1000 ● SRCPFD10-1500 ● SRCPFD10-2000
15.2	23	16	22900	4530	2330	462	0.20~0.47	8.47 17.3 25.9 35.2	● SRCPFD15-500J ● SRCPFD15-1000 ● SRCPFD15-1500 ● SRCPFD15-2000
17.5	26	18	36600	7480	3730	763	0.22~0.54	12.2 24.5 36.8 50.0	● SRCPFD20-500J ● SRCPFD20-1000 ● SRCPFD20-1500 ● SRCPFD20-2000