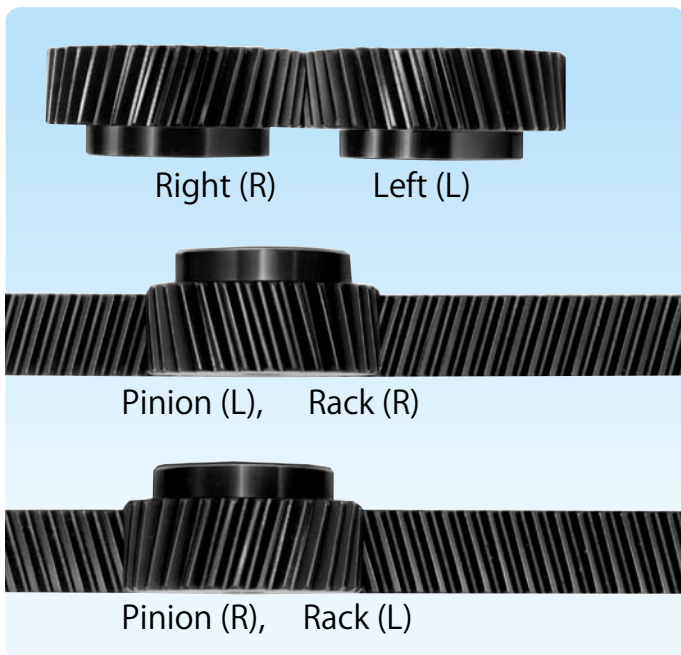


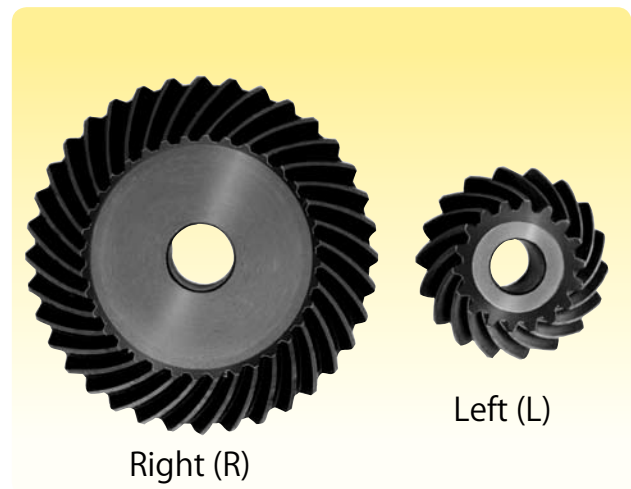
Direction of hand, and mating

A pair of helical gears connecting parallel shafts is made up of opposite hand gears, that is, one will be a left-hand gear; the other a right-hand gear. The same applies to spiral bevel gears. As for screw and worm gears connecting non-parallel shafts, if the shaft angle is 90 degrees, the gears will be of the same hand. The teeth of a left-hand gear lean to the left and the teeth of a right-hand gear lean to the right when the gear is placed on a flat surface.

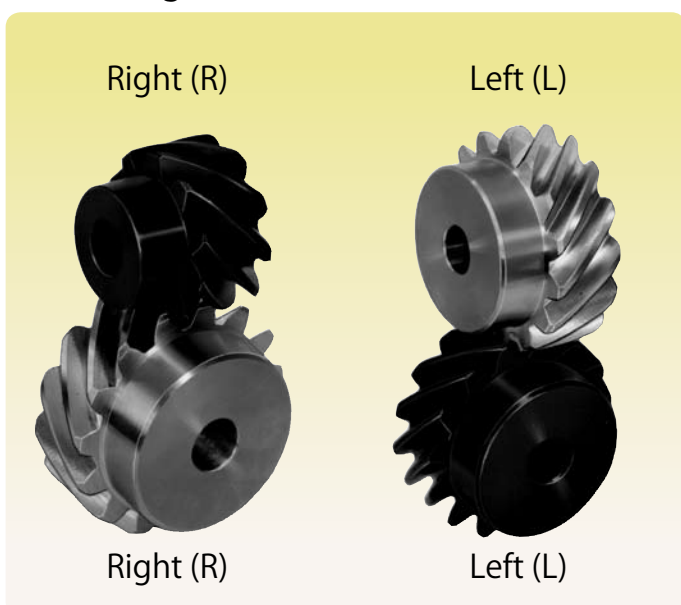
● Helical gear



● Spiral bevel gear



● Screw gear



● Worm gear pair

