

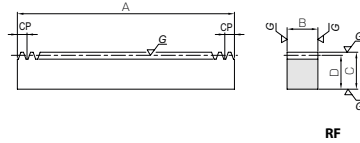
CP **KRGCPF - H · KRGCPFD-H**
CP Hardened Ground Racks

Circular Pitch 5, 10



Specifications	
Precision grade	KHK R 001 grade 1 *
Gear teeth	Standard full depth
Pressure angle	20°
Material	SCM440
Heat treatment	Thermal refined, teeth induction hardened
Tooth hardness	50 ~ 60HRC

* The precision grade of J Series products is equivalent to the value shown in the table.



* Standard tooth surface induction hardening is applied resulting in reasonably priced racks which have their surface durability increased by 50% over KRGCPF!

Catalog No.	Pitch mm (Module)	Effective no. of teeth	Shape	Total length				Allowable force (N)		Allowable force (kgf)		Weight (kg)
				A	B	C	D	Bending strength	Surface durability	Bending strength	Surface durability	
KRGCPF5-500H KRGCPF5-1000H	CP5 (1.5915)	100	RF	500	15	20	18.41	3660	2270	373	232	1.08
				1000								
KRGCPF10-500H KRGCPF10-1000H	CP10 (3.1831)	50	RF	500	30	35	31.82	14600	9150	1490	933	3.75
				1000								

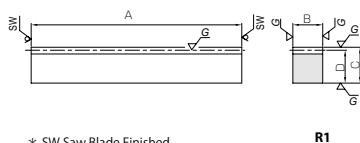
Catalog No.	Pitch mm (Module)	No. of teeth	Shape	Total length				Mounting hole dimensions			No. of mounting holes	Mounting screw size
				A	B	C	D	E	F	G		
● KRGCPFD5-500HJ ● KRGCPFD5-1000HJ	CP5 (1.5915)	100	RD	500	15	20	18.41	8	25	150	4	M5
				1000					50	180	6	
● KRGCPFD10-500HJ ● KRGCPFD10-1000HJ	CP10 (3.1831)	50	RD	500	30	35	31.82	14	25	150	4	M10
				1000					50	180	6	

CP **KRGCP · KRGCPF · KRGCPD**
CP Thermal Refined Ground Racks

Circular Pitch 5, 10



Specifications	
Precision grade	KHK R 001 grade 1
Gear teeth	Standard full depth
Pressure angle	20°
Material	SCM440
Heat treatment	Thermal refining only
Tooth hardness	225 ~ 285HB



* SW Saw Blade Finished

* From improvements in our manufacturing processes, overall pricing is reduced by 20%! C-chamfering is widened for convenience in installation.

Catalog No.	Pitch mm (Module)	Effective no. of teeth	Shape	Total length				Allowable force (N)		Allowable force (kgf)		Weight (kg)
				A	B	C	D	Bending strength	Surface durability	Bending strength	Surface durability	
KRGCP5-100 KRGCP5-500	CP5 (1.5915)	18	R1	98	15	20	18.41	3660	1560	373	159	0.21
				505								
KRGCP10-100 KRGCP10-500	CP10 (3.1831)	8	R1	98	30	35	31.82	14600	6230	1490	635	0.73
				505								

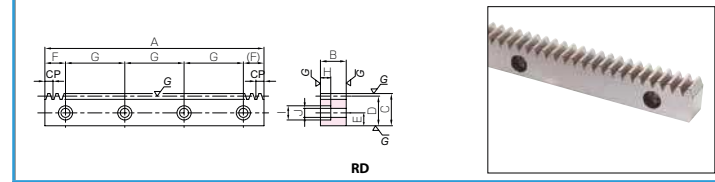
Catalog No.	Pitch mm (Module)	No. of teeth	Shape	Total length				Allowable force (N)		Allowable force (kgf)		Weight (kg)
				A	B	C	D	Bending strength	Surface durability	Bending strength	Surface durability	
KRGCPFD5-1000 KRGCPFD10-1000	CP5 (1.5915) CP10 (3.1831)	200	RF	1000	15	20	18.41	3660	1560	373	159	2.17
			RF	1000	30	35	31.82	14600	6230	1490	635	7.49

Catalog No.	Pitch mm (Module)	No. of teeth	Shape	Total length				Mounting hole dimensions			No. of mounting holes	Mounting screw size
				A	B	C	D	E	F	G		
KRGCPD5-500 KRGCPD10-500	CP5 (1.5915) CP10 (3.1831)	100	RD	500	15	20	18.41	8	40	140	4	M5
			RD	500	30	35	31.82	14	40	140	4	M10

KRGCPF-H · KRGCPFD-H

CP **Ground Racks**

J Series



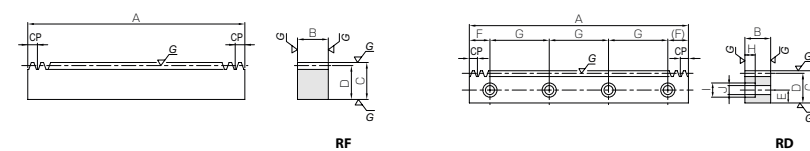
- [Caution on Product Characteristics]
- The allowable forces shown in the table are the calculated values according to the assumed usage conditions. Please see Page 227 for more details.
 - Backlash of racks vary depending on mating pinions. Please calculate the backlash in accordance with the backlash of the mating pinion and values in the table "Backlash of Rack Tooth (Amount of Tooth-Thinning)" (Page 191).
- [Caution on Secondary Operations]
- Please read "Caution on Performing Secondary Operations" (Page 228) when performing modifications and/or secondary operations for safety concerns. KHK Quick-Mod Gears, the KHK's system for quick modification of KHK stock gears is also available.
 - Due to the gear teeth being induction hardened, no secondary operations can be performed on tooth areas including the bottom land (approx. 2mm to 3mm). Please use wire EDM or other carbide tools to modify the length.
- [Caution on J series]
- As available-on-request products, requires a lead-time for shipping within **2 working-days (excludes the day ordered)**, after placing an order. Please allow additional shipping time to get to your local distributor.
 - Number of products we can process for one order is **1 to 20 units**. For quantities of 21 or more pieces, we need to quote price and lead time.
 - No black oxide is re-applied after adding secondary operation of mounting holes.

Counterbore dimensions			Allowable force (N)		Allowable force (kgf)		Weight (kg)	Catalog No.
H	I	J	Bending strength	Surface durability	Bending strength	Surface durability		
6	10	6	3660	2270	373	232	1.06	● KRGCPFD5-500HJ ● KRGCPFD5-1000HJ
10.8	17.5	11	14600	9150	1490	933	3.61	● KRGCPFD10-500HJ ● KRGCPFD10-1000HJ

KRGCP · KRGCPF · KRGCPD

CP **Ground Racks**

KRGCPD



- [Caution on Product Characteristics]
- The allowable forces shown in the table are the calculated values according to the assumed usage conditions. Please see Page 227 for more details.
 - Backlash of racks vary depending on mating pinions. Please calculate the backlash in accordance with the backlash of the mating pinion and values in the table "Backlash of Rack Tooth (Amount of Tooth-Thinning)" (Page 191).
 - After attaching the racks to the base, please fasten with dowel pins. Clamping only with mounting screws could possibly cause the screws to be broken, due to a heavy load.
- [Caution on Secondary Operations]
- Please read "Caution on Performing Secondary Operations" (Page 228) when performing modifications and/or secondary operations for safety concerns. KHK Quick-Mod Gears, the KHK's system for quick modification of KHK stock gears is also available.

Counterbore dimensions			Allowable force (N)		Allowable force (kgf)		Weight (kg)	Catalog No.
H	I	J	Bending strength	Surface durability	Bending strength	Surface durability		
6	10	6	3660	1560	373	159	1.06	KRGCPD5-500 KRGCPD10-500
10.8	17.5	11	14600	6230	1490	635	3.61	