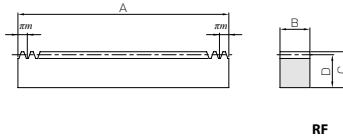




Specifications	
Precision grade	KHK R 001 grade 5 *
Gear teeth	Standard full depth
Pressure angle	20°
Material	SCM440
Heat treatment	Thermal refined, teeth induction hardened
Tooth hardness	50 ~ 60HRC

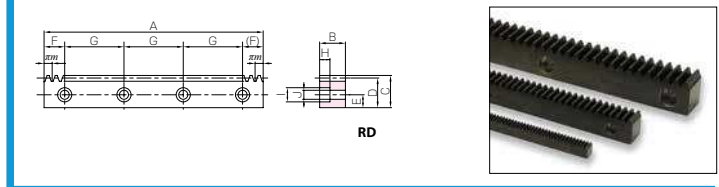
* The precision grade of J Series products is equivalent to the value shown in the table.



* Increased the surface durability by 50% than KRF Racks! For compact design with high strength.

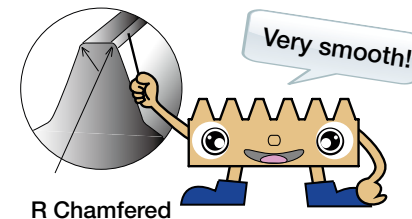
Catalog No.	Module	No. of teeth	Shape	Total length				Allowable force (N)				Allowable force (kgf)				Weight (kg)
				A	B	C	D	Bending strength	Surface durability	Bending strength	Surface durability	Bending strength	Surface durability	Bending strength	Surface durability	
KRF1.5-1000H	m1.5	212	RF	999.03	15	20	18.5	3140	1710	320	175	2.18				
KRF2-1000H	m2	160		1005.31	20	25	23	5570	3090	568	315	3.63				
KRF2.5-1000H	m2.5	128		1005.31	25	30	27.5	8710	4890	888	499	5.43				
KRF3-1000H	m3	106		999.03	30	35	32	12500	7110	1280	725	7.53				
KRF4-1000H	m4	80		1005.31	40	45	41	22300	12900	2270	1310	12.9				
KRF5-1000H	m5	64	1005.31	50	50	45	34800	20400	3550	2080	17.8					

Catalog No.	Module	No. of teeth	Shape	Total length				Mounting hole dimensions			No. of mounting holes	Mounting screw size
				A	B	C	D	E	F	G		
● KRFD1.5-1000HJ	m1.5	212	RD	999.03	15	20	18.5	8	49.51	180	6	M5
● KRFD2-1000HJ	m2	160		1005.31	20	25	23	10	52.65	180	6	M6
● KRFD2.5-1000HJ	m2.5	128		1005.31	25	30	27.5	12	52.65	180	6	M8
● KRFD3-1000HJ	m3	106		999.03	30	35	32	14	49.51	180	6	M10
● KRFD4-1000HJ	m4	80		1005.31	40	45	41	18	52.65	180	6	M12
● KRFD5-1000HJ	m5	64	1005.31	50	50	45	20	62.65	220	5	M14	



- [Caution on Product Characteristics]
- The allowable forces shown in the table are the calculated values according to the assumed usage conditions. Please see Page 189 for more details.
 - The backlash of racks differ depending on the size of the mating pinion. Please calculate the backlash from the backlash value of the mating pinion. Also, please refer to the data in the section called 'Backlash of Rack Tooth (Amount of Tooth Thinning)' on Page 191.
- [Caution on Secondary Operations]
- Please read "Caution on Performing Secondary Operations" (Page 192) when performing modifications and/or secondary operations for safety concerns. KHK Quick-Mod Gears, the KHK's system for quick modification of KHK stock gears is also available.
 - Due to the gear teeth being induction hardened, no secondary operations can be performed on tooth areas including the bottom land (approx. 2 mm to 3 mm). Please use wire EDM or other carbide tools to modify the length.
- [Caution on J series]
- As available-on-request products, requires a lead-time for shipping within 2 working-days (excludes the day ordered), after placing an order. Please allow additional shipping time to get to your local distributor.
 - Number of products we can process for one order is 1 to 20 units. For quantities of 21 or more pieces, we need to quote price and lead time.
 - No black oxide is re-applied after adding secondary operation of mounting holes.

Counterbore dimensions			Allowable force (N)		Allowable force (kgf)		Weight (kg)	Catalog No.
H	I	J	Bending strength	Surface durability	Bending strength	Surface durability		
6	10	6	3140	1710	320	175	2.14	● KRFD1.5-1000HJ
7	11	7	5570	3090	568	315	3.58	● KRFD2-1000HJ
8.6	14	9	8710	4890	888	499	5.31	● KRFD2.5-1000HJ
10.8	17.5	11	12500	7110	1280	725	7.32	● KRFD3-1000HJ
13	20	14	22300	12900	2270	1310	12.6	● KRFD4-1000HJ
15.2	23	16	34800	20400	3550	2080	17.2	● KRFD5-1000HJ



R Chamfered

GCU-R Rack Kit

Installation : Parallel axes gears
Gear Type : Racks & Pinions
Gears : SRO1.5-500
PS1.5-20
Weight : Approx. 1kg

Use of racks enables the conversion of rotation motion to linear motion. Applications include devices that provide lift.