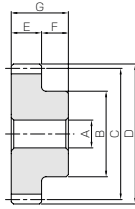




Specifications	
Precision grade	JIS grade N9 (JIS B1702-1: 1998) JIS grade 5 (JIS B1702: 1976)
Gear teeth	Standard full depth
Pressure angle	20°
Material	SCM440
Heat treatment	Normalizing, tooth surfaces induction hardened
Tooth hardness	50 ~ 60HRC



S1

Catalog No.	Pitch mm (Module)	No. of teeth	Shape	Bore		Pitch dia.	Outside dia.		Face width	Hub width		Total length
				A _{H7}	B		C	D		E	F	
KSCP5-20	CP5 (1.5915)	20	S1	10	25	31.83	35.01	15	15	30		
KSCP5-25		25		12	32	39.79	42.97					
KSCP5-30		30		15	40	47.75	50.93					
KSCP5-40		40		15	55	63.66	66.85					
KSCP10-20	CP5 (3.1831)	20	S1	20	50	63.66	70.03	30	20	50		
KSCP10-25		25		20	65	79.58	85.94					
KSCP10-30		30		25	80	95.49	101.86					
KSCP10-40		40		25	110	127.32	133.69					

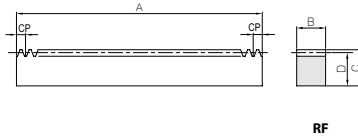
[Caution on Product Characteristics] ① The allowable torques shown in the table are the calculated values according to the assumed usage conditions. Please see Page 227 for more details.
② The backlash values shown in the table are the theoretical values when these gears and KRCP Racks are in mesh.

Distance traveled in one turn (mm)	Allowable torque (N·m)		Allowable torque (kgf·m)		Backlash (mm)	Weight (kg)	Catalog No.
	Bending strength	Surface durability	Bending strength	Surface durability			
100	35.7	17.0	3.64	1.73	0.09-0.26	0.13	KSCP5-20
125	48.1	28.8	4.91	2.93			
150	60.8	44.3	6.20	4.52			
200	86.7	86.2	8.84	8.79			
200	285	141	29.1	14.4	0.14-0.36	0.93	KSCP10-20
250	385	239	39.3	24.4			
300	487	368	49.6	37.5			
400	694	718	70.8	73.2			

[Caution on Secondary Operations] ① Please read "Caution on Performing Secondary Operations" (Page 228) when performing modifications and/or secondary operations for safety concerns. KHK Quick-Mod Gears, the KHK's system for quick modification of KHK stock gears is also available.
② Due to the gear teeth being induction hardened, no secondary operations can be performed on tooth areas including the bottom land (approx. 2mm to 3mm).



Specifications	
Precision grade	KHK R 001 grade 4 *2
Gear teeth	Standard full depth
Pressure angle	20°
Material	SCM440
Heat treatment	Thermal refining only
Tooth hardness	225 ~ 285HB *1



RF

*1 Due to the decarburization layer of about 0.5 mm thickness, the rectangular surface have less than HB187 hardness.
*2 The precision grade of J Series products is equivalent to the value shown in the table.

Catalog No.	Pitch mm (Module)	No. of teeth	Shape	Total length				Allowable force (N)		Allowable force (kgf)		Weight (kg)
				A	B	C	D	Bending strength	Surface durability	Bending strength	Surface durability	
KRCPF5-500	CP5 (1.5915)	100	RF	500	15	20	18.41	3660	1040	373	106	1.08
KRCPF5-1000		200	RF	1000								2.17
KRCPF10-500	CP10 (3.1831)	50	RF	500	30	35	31.82	14600	4480	1490	457	3.75
KRCPF10-1000		100	RF	1000								7.49

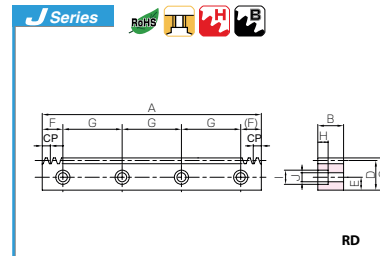
Catalog No.	Pitch mm (Module)	No. of teeth	Shape	Total length				Mounting hole dimensions			No. of mounting holes	Mounting screw size
				A	B	C	D	E	F	G		
● J Series (Available-on-request) ● KRCPFD5-500J ● KRCPFD5-1000J	CP5 (1.5915)	100	RD	500	15	20	18.41	8	25	150	4	M5
		200		1000					50	180	6	
● KRCPFD10-500J ● KRCPFD10-1000J	CP10 (3.1831)	50		500	30	35	31.82	14	25	150	4	M10
		100		1000					50	180	6	

[Caution on Product Characteristics] ① The allowable forces shown in the table are the calculated values according to the assumed usage conditions. Please see Page 227 for more details.
② Backlash of racks vary depending on mating pinions. Please calculate the backlash in accordance with the backlash of the mating pinion and values in the table "Backlash of Rack Tooth (Amount of Tooth-Thinning)" (Page 191).

[Caution on Secondary Operations] ① Please read "Caution on Performing Secondary Operations" (Page 228) when performing modifications and/or secondary operations for safety concerns. KHK Quick-Mod Gears, the KHK's system for quick modification of KHK stock gears is also available.
② If gear tooth hardening, or thermal refining, is applied, the decarburization layer (approx. 0.5 mm thickness) on the rectangular surfaces cannot have the hardness you designate.

Counterbore dimensions			Allowable force (N)		Allowable force (kgf)		Weight (kg)	Catalog No.
H	I	J	Bending strength	Surface durability	Bending strength	Surface durability		
6	10	6	3660	1040	373	106	1.06	● J Series (Available-on-request) ● KRCPFD5-500J ● KRCPFD5-1000J
10.8	17.5	11	14600	4480	1490	457	3.61	● KRCPFD10-500J ● KRCPFD10-1000J

[Caution on J series] ① As available-on-request products, requires a lead-time for shipping within 2 working-days (excludes the day ordered), after placing an order. Please allow additional shipping time to get to your local distributor.
② Number of products we can process for one order is 1 to 20 units. For quantities of 21 or more pieces, we need to quote price and lead time.
③ No black oxide is re-applied after adding secondary operation of mounting holes.



RD

