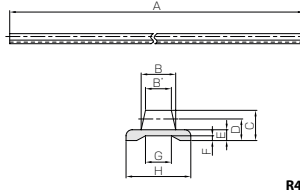


DR Molded Flexible Racks

Module 0.8, 1, 1.5, 2



Specifications	
Precision grade	KHK R 001 grade 8
Gear teeth	Standard full depth
Pressure angle	20°
Material	Duracon (M25-44)
Heat treatment	—
Tooth hardness	(110 ~ 120HRR)



Catalog No.	Module	Shape	Total length		Face width		Height	Height to pitch line		Depth of groove	Width of groove		Width of base
			A	B	B'	C		D	E		F	G	
DR0.8-2000	m0.8	R4	2000	3.8	3	3.3	2.5	1.5	0.7	3.7	8	8	
DR1-2000	m1	R4	2000	5	4	4.3	3.3	2	0.9	4.9	10	10	
DR1.5-2000	m1.5	R4	2000	6.5	5	5.7	4.2	2.3	1	8	12	12	
DR2-2000	m2	R4	2000	8	6	6.7	5	2.5	1.1	10.1	15	15	

- [Caution on Product Characteristics]
- The allowable forces shown in the table are the calculated values according to the assumed usage conditions. Please see Page 189 for more details.
 - In cases of using a molded flexible rack in an arc shape, proper meshing cannot be obtained as the pitch error and the tooth profile error increases. Be sure and adjust the center distance so that the pinion turns without any problem.
 - Molded Flexible Racks are not suitable for use when positioning accuracy is required.
 - To find the dimensional tolerance of these racks, please see the Dimensional Tolerance Table. The overall length tolerance is ± 10 mm.

Products for DR SRS Rack Clamps



Rack Clamps Material: SPCC, finished with trivalent-chromate

Catalog No.	Shape	A	B	C	D	E	F	Weight (g)
SRS-1	T7	10.2	8	4.5	2.7	1.2	—	2.24
SRS-2	T7	11.4	8	5.6	3.9	1.4	—	2.52

- [Caution on Product Characteristics]
- Cross-recessed machine head screw (M4 × 12) is included as an accessory.

Dimensional Tolerance Table (unit: mm)

Range	Tolerance
below 3 mm	±0.20
3 up to 6 mm	±0.25
6 up to 10 mm	±0.30
10 up to 18 mm	±0.35
18 up to 30 mm	±0.40
30 mm up	±0.50

Normal Bending and Dimensional Tolerance Table (unit: mm)

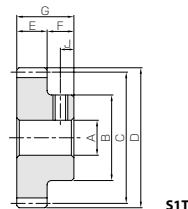
Range	Tolerance
below 6 mm	±0.30
6 up to 30 mm	±0.50
30 up to 120 mm	±0.80
120 up to 400 mm	±1.20
400 up to 1000 mm	±2.00
1000 up to 2000 mm	±3.00

SSDR DR Rack Pinions

Module 0.8, 1, 1.5, 2



Specifications	
Precision grade	JIS grade NB (JIS B1702-1: 1998) + JIS grade 4 (JIS B1702: 1976)
Gear teeth	Standard full depth
Pressure angle	20°
Material	S45C
Heat treatment	—
Tooth hardness	(less than 194HB)



Catalog No.	Module	No. of teeth	Shape	Bore		Pitch dia.	Outside dia.	Face width		Hub width	Total length	Set Screw	
				A _{H7}	B			D	E			F	G
SSDR0.8-35	m0.8	35	S1T	5	16	28	29.6	3	7	10	M4	3.5	
SSDR1-30	m1	30	S1T	6	20	30	32	4	8	12	M4	4	
SSDR1.5-20	m1.5	20	S1T	6	20	30	33	5	10	15	M4	5	
SSDR2-15	m2	15	S1T	8	22	30	34	6	10	16	M5	5	

- [Caution on Product Characteristics]
- For products with a tapped hole, a set screw is included.
 - The allowable torque shown in the table are calculated values according to the assumed usage conditions. Please see Page 189 (NOTE 4) for more details.


Products for DR Molded Flexible Racks

Molded Flexible Racks	Rack Clamps	Rack Guide Rails	DR Rack Pinions
DR0.8-2000	SRS-1	ARL-0.8	SSDR0.8-35
DR1-2000	SRS-1	ARL-1	SSDR1-30
DR1.5-2000	SRS-2	ARL-1.5	SSDR1.5-20
DR2-2000	SRS-2	ARL-2	SSDR2-15

* We also accept special orders for longer racks over 2 m.

Allowable force (N)	Allowable force (kgf)	Weight (kg)	Catalog No.
Bending strength	Bending strength		
112	11.4	0.036	DR0.8-2000
161	16.4	0.060	DR1-2000
161	16.5	0.085	DR1.5-2000
265	27.0	0.12	DR2-2000

Products for DR ARL Rack Guide Rails



Rack Guide Rails Material: Aluminum (A6063S-T5) Total Length: 1000 mm

Catalog No.	Shape	A	B	C	D	E	F	Weight (kg)
ARL-0.8	T6	10.3	4.4	4.7	2	1.7	8.3	0.081
ARL-1	T6	12.3	5.6	5.2	2	2.2	10.3	0.096
ARL-1.5	T6	14.3	7.2	5.5	2	2.5	12.3	0.11
ARL-2	T6	17.3	8.8	6.2	2.5	2.7	15.3	0.15

Steel Spur Gears

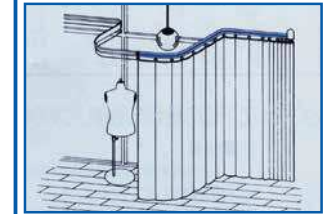
Allowable torque (N·m)	Allowable torque (kgf·m)	Weight (g)	Catalog No.
Bending strength	Bending strength		
2.59	0.26	23.5	SSDR0.8-35
4.46	0.45	38.6	SSDR1-30
7.35	0.75	48.4	SSDR1.5-20
10.4	1.06	56.1	SSDR2-15

- [Caution on Secondary Operations]
- Please read "Caution on Performing Secondary Operations" (Page 32) when performing modifications and/or secondary operations for safety concerns. KHK Quick-Mod Gears, the KHK's system for quick modification of KHK stock gears is also available.

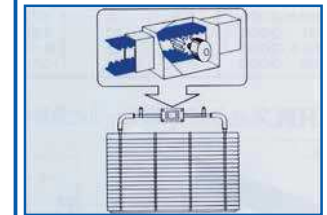
Molded Flexible Racks

DR Molded Flexible Rack Applications

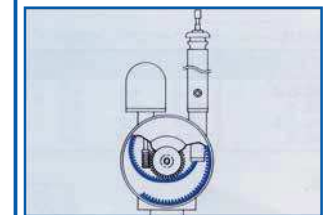
By fastening the positions of the pinions and adjusting the shape freely, DR Molded Flexible Racks can be used for various uses.



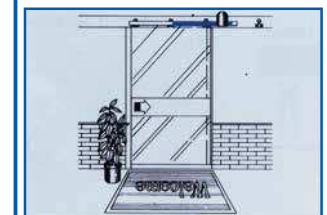
Motor Drive Curtain



Double Window with a built-in Blind



Motor Drive Antenna



Automatic Door